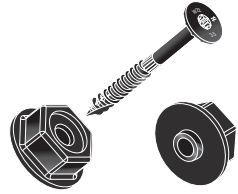


## Structural Wood Screws

Model No.	Screw Length	Description	Quantity per Package
SDWS22312DBBRC12	3½"	Use with STN22 hex-head washer (sold separately)	12
SDWS22312DBB-R50	3½"		50
SDWS22312DBB-RN1	3½"		1
SDWS22512DBBRC12	5½"		12
SDWS22512DBB-R50	5½"		50
SDWS22512DBB-RN1	5½"		1



Hex-Head Washer with SDWS(XX)DBB Screw

## Hex-Head Washer

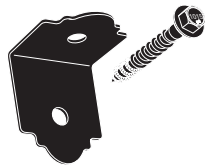
Model No.	Description	Quantity per Package
STN22-R8	Use with 3½" and 5½" structural wood screws (sold separately)	8
STN22-R24		24

Outdoor Accents connectors (except APA21) require the use of the hex-head washer (STN22) with the structural wood screw (SDWSDBB).

## Connector Screw

Model No.	Size	Description	Quantity per Package
SD10112DBBR50*	#10 x 1½"	For use with APA21 light rafter tie	50

\*APA21 requires SD10112DBB fastener. All other connectors use structural wood screws and hex-head washers.



APA21 with SD10112DBB Screw

This hardware accommodates both nominal and rough-sawn (R) lumber.

For additional information about these products, including corrosion resistance, call (800) 999-5099 or visit [strongtie.com/outdooraccents](http://strongtie.com/outdooraccents).

## Strengthen Your Structures with Outdoor Accents® Hardware

With Outdoor Accents®, a complete line of decorative wood connectors and fasteners from Simpson Strong-Tie, you can now bring both design elegance and structural strength to your outdoor living areas. The Mission Collection® features an arched profile that adds a touch of southwestern flair to outdoor projects. This hardware accommodates nominal and rough lumber sizes, providing the flexibility you need when designing and building custom outdoor structures.



## The Look of a Bolt, the Ease of a Screw

The Outdoor Accents® hex-head washer and structural screw combination is the only fastening solution approved for use with Outdoor Accents connectors. This fastening solution provides the decorative appearance of a bolted connection. Its patented design makes for an easier and significantly faster installation compared to through-bolting. The hex-head washer and structural wood screw are code listed (IAPMO UES ER-192) and designed specifically to fasten Outdoor Accents post bases, T and L straps, and angles. (Connectors are listed in IAPMO UES ER-280.)

When the Outdoor Accents 3½" or 5½" structural wood screw is combined with the hex-head washer, the solution delivers the decorative appeal of a bolted connection with the installation ease of a screw. The structural wood screw and hex-head washer are sold separately from the Outdoor Accents connectors.



For more technical information, visit [strongtie.com/outdooraccents](http://strongtie.com/outdooraccents).

## Project Worksheet



© 2021 Simpson Strong-Tie Company Inc. DIY-C-OAWS21 1/21 exp. 6/23

*Outdoor Accents®*  
decorative hardware

# How to Use This Worksheet


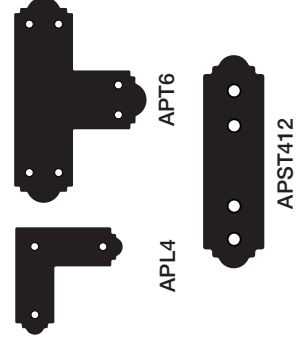
All Outdoor Accents® connectors, fasteners and washers are sold separately. In the worksheet tables, the quantity of screws and hex-head washers needed for each connector is in parentheses, except the APLH light joist hanger and APVA21 light rafter tie which only use fasteners. Multiply the connector quantity by the fastener quantity to calculate the correct number needed for installation.

## Example

Model No.	Connector Quantity	Structural Wood Screws (Qty.) Length	Fastener Quantity
APA4	4 X	(2) 3 1/2"	8
APB66	4 X	(4) 3 1/2"	16
		<b>Total 3 1/2"</b>	<b>24</b>
		<b>Total Hex-Head Washers</b>	<b>24</b>

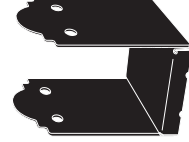
Total 3 1/2"	
Total 5 1/2"	
+	=
<b>Total Hex-Head Washers*</b>	

\* Fastener and hex-head washer packs sold separately. Total number of washers ordered should be the same amount as the structural wood screws, except for the light rafter tie and light joist hangers which do not require the STN22 hex-head washer.

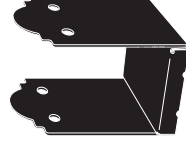


(DSP models sold in pairs)

APB44DSP APB66DSP



APB66



APB66R  
(R is for rough sawn lumber)

## Heavy Angles

Model No.	Connector Quantity	Structural Wood Screws (Qty.) Length	3 1/2" Screw Quantity
APA4		(2) 3 1/2"	
APA6		(4) 3 1/2"	

## Beam-to-Column Ties

Model No.	Connector Quantity	Structural Wood Screws (Qty.) Length	3 1/2" Screw Quantity
APL4		(3) 3 1/2"	
APL6		(5) 3 1/2"	
APT4		(3) 3 1/2"	
APT6		(6) 3 1/2"	
APST412		(4) 3 1/2"	
APST612		(4) 3 1/2"	

## Gable Plates

Model No.	Connector Quantity	Structural Wood Screws (Qty.) Length	3 1/2" Screw Quantity
APGP612		(20) 3 1/2"	
APGP812		(20) 3 1/2"	
APGP1212		(20) 3 1/2"	

## Decorative Side Plates

Model No.	Connector Quantity	Structural Wood Screws (Qty.) Length	3 1/2" Screw Quantity
APB44DSP		(4) 3 1/2"	
APB66DSP		(4) 3 1/2"	
APB88DSP		(8) 3 1/2"	
APB101DSP		(8) 3 1/2"	
APB101OR*		(8) 3 1/2"	
		<b>Total 5/8" Anchor</b>	

## Post Bases

Model No.	Connector Quantity	Structural Wood Screws (Qty.) Length	3 1/2" Screw Quantity	Anchor (Qty.) Dia.		5/8" Anchor Quantity
				1 5/8"	1 3/4"	
APB44		(4) 3 1/2"		(1) 5/8"		
APB44R*		(4) 3 1/2"		(1) 5/8"		
APB66		(4) 3 1/2"		(1) 5/8"		
APB66R*		(4) 3 1/2"		(1) 5/8"		
APB88		(8) 3 1/2"		(2) 5/8"		
APB88R*		(8) 3 1/2"		(2) 5/8"		
APB1010		(8) 3 1/2"		(2) 5/8"		
APB1010R*		(8) 3 1/2"		(2) 5/8"		
		<b>Total 5 1/2"</b>				

## Deck Joist Ties

Model No.	Connector Quantity	Structural Wood Screws (Qty.) Length	3 1/2" Screw Quantity	Structural Wood Screws (Qty.) Length		5 1/2" Screw Quantity
				Joist-to-Column	Joist-to-Column	
APDJT2-4		(2) 3 1/2"		(2) 5 1/2"		
APDJT1.75-4		(2) 3 1/2"		(2) 5 1/2"		
APDJT2R-4*		(2) 3 1/2"		(2) 5 1/2"		
APDJT2-6		(2) 3 1/2"		(2) 5 1/2"		
APDJT1.75-6		(2) 3 1/2"		(2) 5 1/2"		
APDJT2R-6*		(2) 3 1/2"		(2) 5 1/2"		
		<b>Total 5 1/2"</b>				

## Hangers

Model No.	Connector Quantity	Structural Wood Screws (Qty.) Length	3 1/2" Screw Quantity	Connector Screw (Qty.) Length	#10 x 1 1/2" Quantity	SDS Screw (Qty.) Length	SDS 3" Quantity
APLH24		—	—	(6) 1 1/2"	—	—	—
APLH24R*		—	—	(6) 1 1/2"	—	—	—
APLH26		—	—	(10) 1 1/2"	—	—	—
APLH26R*		—	—	(10) 1 1/2"	—	—	—
APLH1.75-6		—	—	(10) 1 1/2"	—	—	—
APLH210		—	—	(16) 1 1/2"	—	—	—
APLH210R*		—	—	(16) 1 1/2"	—	—	—
APLH1.75-10		—	—	(16) 1 1/2"	—	—	—
APHH46		(2) 3 1/2"	—	—	—	(6) 3"	—
APHH46R*		(2) 3 1/2"	—	—	—	(6) 3"	—
APHH610		(6) 3 1/2"	—	—	—	(14) 3"	—
APHH610R*		(6) 3 1/2"	—	—	—	(14) 3"	—
		<b>Total 3 1/2"</b>					
		<b>Total SDS 3"</b>					

## Decorative Accents

Model No.	Connector Quantity	Structural Wood Screws (Qty.) Length	3 1/2" Screw Quantity	Connector Screw (Qty.) Length	#10 x 1 1/2" Quantity
APDTS3		—	—	(5) #10 x 1 1/2"	—
APDMW56		(1) 3 1/2"	—	—	—
		<b>Total 3 1/2"</b>			

## Light Rafter Tie

Model No.	Connector Quantity	Connector Screws (Qty.) Length	#10 x 1 1/2" Quantity
APA21		(2) #10 x 1 1/2"	—
		<b>Total #10 x 1 1/2"</b>	



APA6



APT6



APST412



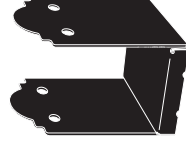
APGP1212



APB44DSP APB66DSP



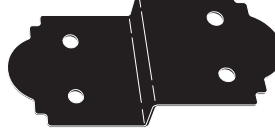
APB66



APB66R  
(R is for rough sawn lumber)




APDJT2-4



APDJT2-6



APLH26



APHH610



APDTS3



APDMW56



APA21